



ت

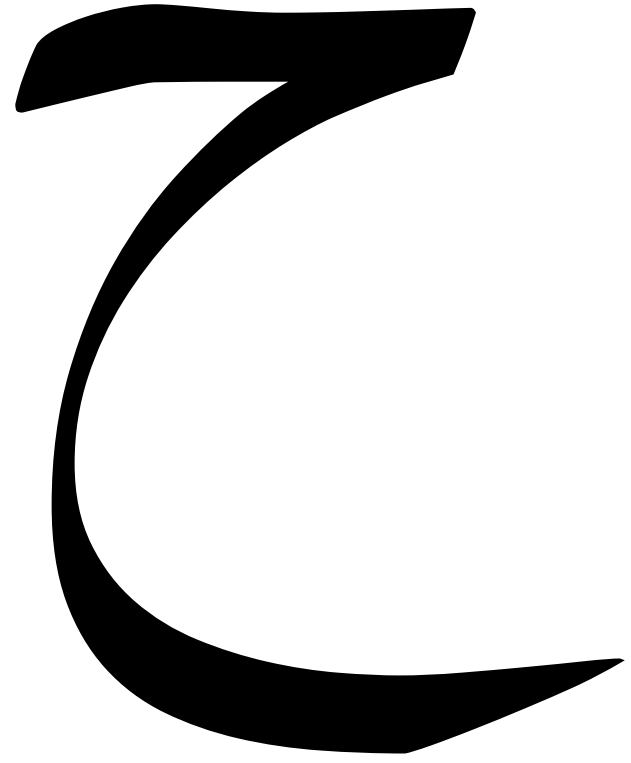

ط



ط



ز




ح


د

ط  
ح

ذ  
ح








س



س




س



سّ






ع



ع

ف

ق



A single, thick, black cursive stroke forming the letter 'S'. The stroke starts with a small hook at the bottom left, curves to the right, then loops back to the left and finally curves upwards and to the right, ending in a sharp point.



A cursive letter 'S' formed by two parallel, thick, black strokes. The strokes are identical in shape to the one in the first panel, but they are slightly offset from each other, creating a double-line effect. The top stroke is positioned slightly higher and to the right of the bottom stroke.

ل

م





ن

و

o

o






ش

ط

ش

ح

כ



כ

خ

ع



ع

ع

ظ

ز

خ


ف

ق

ك



A cursive letter 'S' is shown in black ink on a white background. The letter is formed by a single, continuous, thick stroke that starts at the top left, curves down and to the right, then loops back up and to the left, and finally curves down and to the right again. A second, thinner stroke is positioned above the main stroke, following its general path, which serves as a shadow or a guide for the letter's shape.



A cursive letter 'J' is shown in black ink on a white background. The letter is formed by a single, continuous, thick stroke that starts at the top right, curves down and to the left, then loops back up and to the right, and finally curves down and to the left again. A second, thinner stroke is positioned above the main stroke, following its general path, which serves as a shadow or a guide for the letter's shape.

ه

ن

